

DATE:	TYPE:	PROJECT:	CUSTOMER:



## Shallow Profile Linear LED Strip Fixture


Dimmable solid color line voltage fixture fabricated with a variety of options. The Boca HPNFC-HO is a shallow profile fixture well suited for many lighting situations where space is a concern. This line voltage version eliminates the need for secondary transformers, making installation contractor friendly. Boca's patented CleanDim® technology ensures even dimming from 0-100%. The HPNFC-HO can be fabricated with a range of optics and color temperature choices, affording a multitude of options. The housing is anodized aluminum with a durable finish making it weather and abrasion resistant. It is UL Listed for a dry, damp or wet location (model dependent).

Rendering is of HO6 version.

### KEY FEATURES:

- Compact, variable light fixture for dry, damp or wet location use.
- Fixture comes in 6" increments (12" minimum)
- Many options in optics, color temperature and accessories.
- EMI Filter integral.
- Fixtures are compatible with both forward and reverse phase dimming or can use Boca's SDS module for 0-10V or DMX dimming.
- Uses standard line voltage dimmers.
- Clear anodized aluminum or black finish standard.
- Contact Boca Flasher for tips with custom installations.
- Total linear foot per power feed: HO6 = 80 ft., HO8 = 65 ft.

### LENS OPTIONS:




Diffused\*

#### Key Features:

- Interior or exterior use.
- Lens is 1/8" (.09) thick, adds 1/16" to overall height of fixture.
- Call factory for more information.
- 87% transmission.

\* Additional charges apply.



Satin Ice White\*

#### Key Features:

- Interior use only.
- Best for direct view use.
- Lens is 1/4" (.25) thick, adds 1/8" to overall height of fixture.
- Call factory for more information.
- 42% transmission.

\* Additional charges apply.

### TECHNICAL SPECIFICATIONS:

<b>WATTAGE:</b> 8 or 10 watts per linear ft.	<b>TOTAL HEIGHT:</b> Not including clip 1.04"
<b>INPUT VOLTAGE:</b> 90-120 VAC or 230-277 VAC	<b>MOUNTING:</b> Fixed, swivel, 3" arc or 6" arc.
<b>CONTROL:</b> Leading edge/trailing edge line dimming 0-10V, DMX.*	<b>COLOR OPTIONS:</b> 2700K, 3000K, 3500K, 4000K, 5000K, amber, red, green, blue.
<b>LED SPACING:</b> 2" on center for HO6 1.5" on center for HO8	<b>OPTICS AVAILABLE:</b> 10°, 30°, 60°, 10° x 60°, 30° x 60°, 120°
<b>LENGTH:</b> 12"-96", 6" increments.	<b>RATING:</b> IP50, IP65, IP68
<b>COLOR RENDERING INDEX (CRI):</b> 90 + CRI	<b>POWER CABLE:</b> UL standard 6 ft.
	<b>TOTAL WIDTH:</b> 1.68"


\*Use Boca SDS module for 0-10V or DMX Dimming.

### PROJECT SPECIFICATIONS:

<b>HPNFC</b>	—	—	—	—	—
	HO6 = 8 LED's per linear ft. (8 watts) HO8 = 10 LED's per linear ft. (10 watts)	COLOR OPTION: 2700K, 3000K, 3500K, 4000K, 5000K, amber, red, green, blue	OPTIC: 10°, 30°, 60°, 10° x 60°, 30° x 60°, 120°	VOLTAGE: 90-120VAC = 120V 230-277VAC = 277V	
<b>FINISH:</b> Clear Anodized Aluminum = A Black = B	<b>LOCATION:</b> Interior = I Exterior (IP65) = E Wet (IP68) = W	<b>MOUNTING:</b> Fixed = F Swivel = S 3" Arc Swivel = 3Arc 6" Arc Swivel = 6Arc	<b>LENS:</b> Clear = C Diffused Lens = D Satin Ice White = SI* <small>*Interior Use Only</small>	<b>OPTIONS:</b> Hexcell Louver = HL* Square Baffle = SB Slanted Baffle = SSB Square Kicker Baffle = SKB <small>*Cannot be used with Satin Ice White or 120° optic</small>	

DATE:	TYPE:	PROJECT:	CUSTOMER:

## BODY CHOICES:




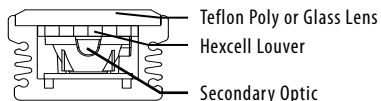
### Hexcell Louver

#### Key Features:

- Economical solution to off axis glare issues.
- Louver is located flush to secondary optic, preventing unwanted striation.
- Louver cannot be utilized when no optic (120°) is specified.
- Louver is behind lens to ensure no damage is done during installation or after. This also ensures no dust build-up.
- Louver ships pre-fitted making on site fixture installation easy.
- No unsightly clips, screws, or brackets.
- Can be used with other baffles.
- Adds nothing to overall height.
- To specify add **"HL"** in options box.

\*Additional charges may apply.

#### Diagram:



### Baffle Square Design

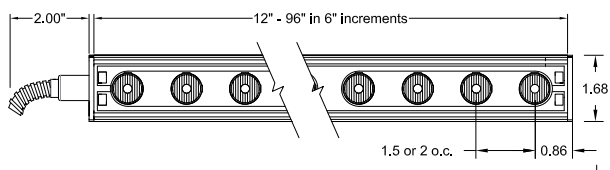
#### Key Features:

- Design cuts off light at 90°
- Baffles are lightweight black PVC with non-reflective surfaces to avoid glare from interior sections.
- One piece baffle slides onto the extruded housing making installation easy.
- SB only adds .75" to overall height
- SSB adds .90" to overall height
- SKB adds 1.625" to overall height
- To specify add **"SB"** or **"SSB"** for slanted version or **"SKB"** for kicker version in options box.

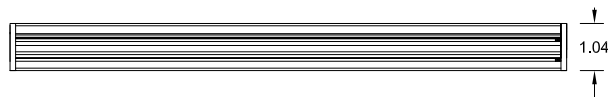


## DIAGRAMS & DIMENSIONS:

### PLAN VIEW

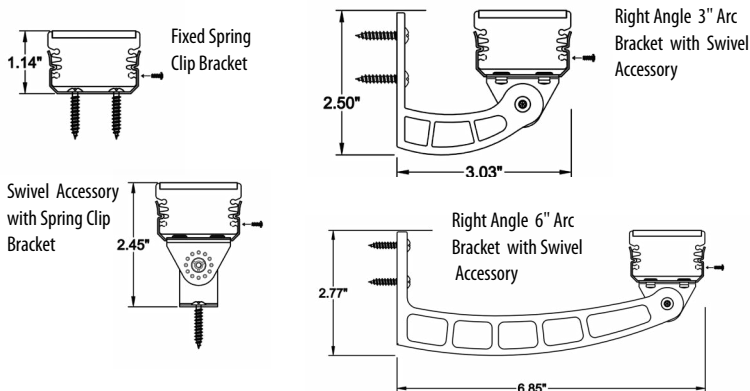


### ELEVATION VIEW



\*Fixture is shown with interior power feed

## MOUNTING INFORMATION:



\* For vertical installation please contact the factory for specific mounting instructions.