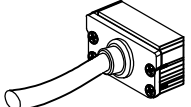
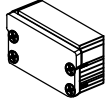
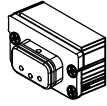
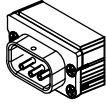


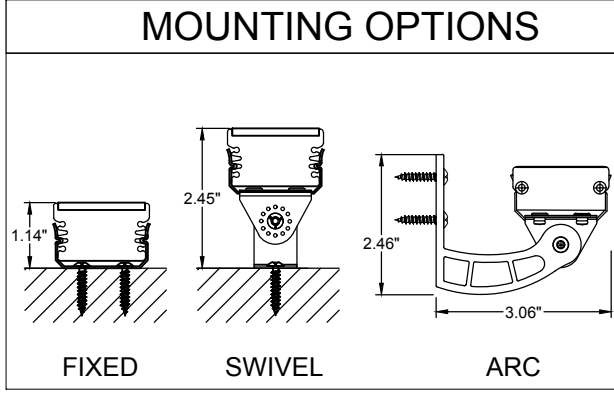



END CAP CONDITIONS	
 POWER FEED (PF)	 CLOSED END (CE)
 FEMALE (F)	 MALE (M)
 FEMALE TWIST LOCK	 MALE TWIST LOCK



TECHNICAL DATA

Parameter	Data
Power	10 watts per linear ft
Input Voltage	90-120V
Input Current per Linear Ft	85mA@120V
Control	Leading-edge/Trailing-edge line dimmer
Power Cable Length	UL Standard 6ft
LED Spacing	0.66" on center
Fixture Length	12"-96", in 6" increment
Fixture Width	1.68"
Total Height (not including clip)	1.04"
Mounting	Fixed, Swivel, 3" Arc Bracket & 6" Arc Bracket
Available Optics	120°
Finish Options	Clear or Black Anodized Aluminum
LED Color Options	27K, 3K, 35K, 4K, 5K
Color Rendering Index	90+ CRI
Ratings	Dry, IP65, IP68
Total linear ft per 20A breaker	128ft@120V or 280ft@277V
Total linear ft per 15A breaker:	96ft@120V or 210ft@277V
Total linear ft per power feed	56ft@120V or 120ft@277V
Transformer	N/A



LED Lighting Systems, Technologies & Manufacturing 
 508 SO. MILITARY TRL. DEERFIELD BEACH, FL 33442
 www.bocaflasher.com (561) 989-5338

LUMELINE

FILE NAME:	TECHNICAL SHEET	PART #:	LUMELINE
DRAWN BY:	ANGELA TODD		02 / 20 / 15
DESIGN BY:	MATTHEW WOOD		
APPROVED BY:	STEPHANIE BURKE		
SCALE:	NTS	SHEET:	1 OF 1

THIS DOCUMENT IS CONFIDENTIAL AND PROTECTED BY COPYRIGHTS OF BOCA FLASHER INC.