



NANOLUME HD

Micro Profile LED Task and Cove Fixture

Customer:

Date:

Type:

Project:



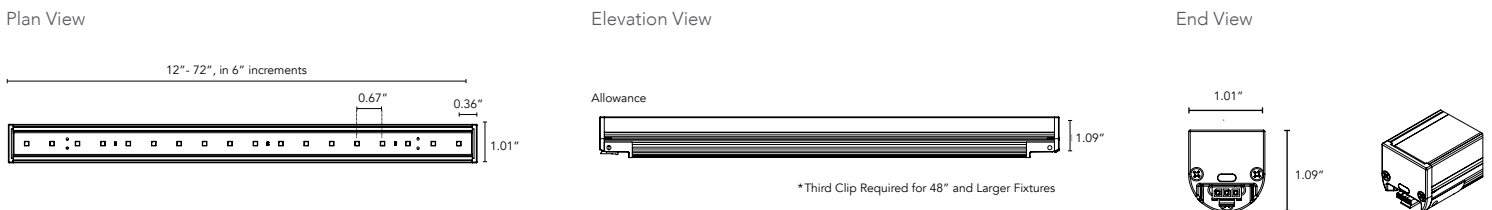
- Robust, variable light fixture.
- Interior installations only.
- Fixture comes in 6" increments with a 12" minimum.
- Reflector boosts overall output by 10%. Reflector only available with 120° Optics.
- Boca Flasher's patented CleanDim® technology ensures even dimming from 0-100%.
- Many options in color temperature to suit a range of projects.
- Uses standard line voltage dimming.
- Fixtures are compatible with both forward and reverse phase dimming or can use Boca's SDS module for 0-10V DALI or DMX Dimming.
- The housing is an anodized aluminum for enhanced durability on demanding installations.
- Total linear feet per power feed (10W): 120V = 46 ft., (6W): 277V = 160 ft.
- Contact Boca Flasher for tips with custom installation procedures.
- [Knife Edge Cove compatible](#)



PRODUCT SPECIFICATIONS:

	WATTAGE	COLOR OPTION	VOLTAGE	OPTIC	FINISH	MOUNTING	LENS	BAFFLE
Nanolume HD	6W 10W	2000K 2400K 2700K 3000K 3500K 4000K	120V 277V	15°x 40° 120°	A Clear Anodize C Custom**	FS Fixed Short FT Fixed Tall H Hinge	C Clear CLD Clear Light Diffused HD Heavy Diffused	SQ Square ASYM Asymmetric
	REFLECTOR	DIMMING*	ACCESSORY					
(Only Available with 120° Optics)	STANDARD DIMMING		T Track Mount (Only available with Fixed Mounting)					
Y Yes	0-10V DIRECT 1 Channel							
N No	0-10V REMOTE							
	DMX REMOTE							
	DALI REMOTE							
	** Extra Charges May Apply							

DIMENSIONS:



Boca Flasher, Inc. 508 South Military Trail, Deerfield Beach, Florida 33442 USA Phone: 561.989.5338 Fax: 561.982.8323 © 2019 Boca Flasher, Inc

We are constantly improving our fixtures and reserve the right to change options and specifications. For specific requirements, contact your Boca Flasher sales representative. This product complies with IES LM-79-08 testing procedures and relevant standards. NANOLUME HD meets or exceeds Title 24 Compliance. >45 Lumens per Watt. For additional information and details visit our website at www.bocafasher.com. All products proudly manufactured in the USA. All rights reserved. All names and trademarks are property of their respective owners.

REV 03282023

NANOLUME HD

Micro Profile LED Task and Cove Fixture



TECHNICAL SPECIFICATIONS:

WATTAGE	6 or 10 watts per linear ft.
INPUT VOLTAGE	90-120V 230-277V
CONTROL	Leading Edge/Trailing Edge line dimmer 0-10V*, DALI*, DMX*
LED SPACING	5/8" on center
LENGTH	12-72", in 6" increment allow 1/4" for each end cap and 1.25" for power feed cable
TOTAL WIDTH	1.01"
TOTAL HEIGHT	1.09"
COLOR OPTIONS	2000K, 2400K, 2700K, 3000K, 3500K, 4000K
MOUNTING	Fixed or Hinge
AVAILABLE OPTICS	15°×40°, 120°
COLOR RENDERING INDEX (CRI)	95 + CRI
RATING	Interior Only IP50
ENVIRONMENTAL	Operating temperature--40°F-140°F Ambient(-40°C-60°C)** Storage temperature -40°F-140°F Ambient indoor fixtures operation limited to =<50% relative humidity

*Uses Boca SDS Module for 0-10V, Dali, or DMX Dimming.

** Military spec available under special request-lead times may be impacted.

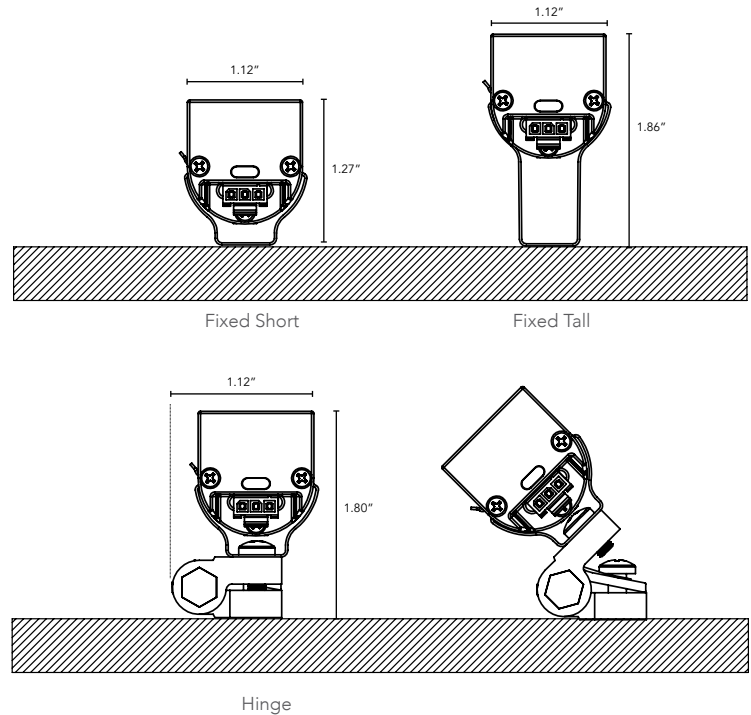
LUMINAIRE INFORMATION:

CCT (K)	Wattage	Lumens	LPW
2000	10	718	72
2400	10	850	85
2700	10	936	94
3000	10	980	98
3500	10	1030	103
4000	10	1060	106

* Typical delivered lumen data is approximate. Actual lumens will vary due to installation environment and beam pattern. Please see IES files.

MOUNTING INFORMATION:

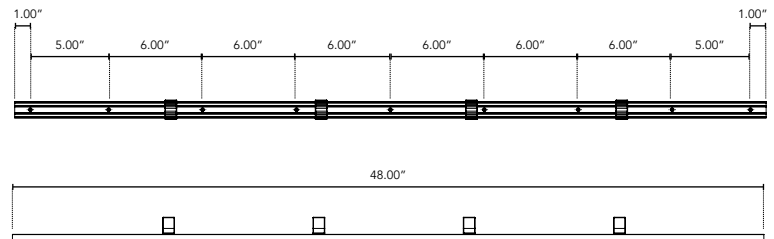
- For vertical installation please contact the factory for specific mounting instructions.
- For installations above 4' please contact the factory.



ACCESSORY:

Track Mount Clip System is only available with Fixed Mounting.

Plan View



Elevation View

