

NANO WARM DIM

Micro Profile LED Task and Cove Fixture with Warm Dim

Customer:

Date:

Type:

Project:



- Compact, variable light fixture.
- Fixture comes in 6" increments with a 12" minimum.
- Boca's patented CleanDim® technology ensures even dimming from 0-100%.
- Standard range shifts the color temperature from 3000K to 2000K as the fixture is dimmed.
- Designer selectable color ranges to suit a variety of projects, call factory for additional options.
- Uses standard line voltage dimming.
- Fixtures are compatible with both forward and reverse phase dimming or can use Boca's SDS module for 0-10V, Dali or DMX Dimming.
- Interior installations only.
- Total linear feet per power feed; 76 ft. @ 120V or 156ft. @ 277V
- Contact Boca Flasher for tips with custom installation procedures.
- [Knife Edge Cove compatible.](#)

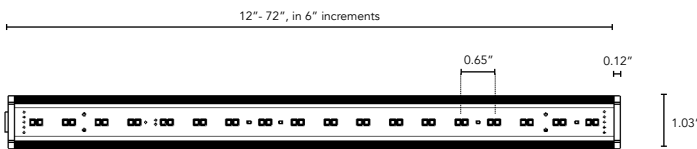


PRODUCT SPECIFICATIONS:

	WATTAGE	COLOR OPTION	VOLTAGE	OPTIC	FINISH	MOUNTING	LENS	BAFFLE <small>(Not Available with 10° Optics)</small>	REFLECTOR
Nano Warm Dim	6W	2000K-3000K <small>(Contact Factory for other Options)</small>	120V 277V	10° 15°x40° 120°	W White B Black	F Fixed H Hinge	C Clear CLD Clear Light Diffused <small>(Not Available with Optics)</small> HD Heavy Diffused <small>(Not Available with Optics)</small>	SQ Square ASYM Asymmetric	N No Y Yes <small>(Not Available with Optics)</small>
ACCESSORY	KNIFE EDGE COVE								
T Track Mount <small>(Only available with Fixed Mounting)</small>	Y YES N NO								

DIMENSIONS:

Plan View



Elevation View



*Third Clip Required for 48" and Larger Fixtures

NANO WARM DIM

Micro Profile LED Task and Cove Fixture with Warm Dim



TECHNICAL SPECIFICATIONS:

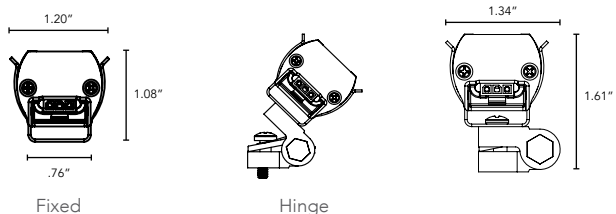
WATTAGE	6 watts per linear ft.
INPUT VOLTAGE	90-120V 230-277V
CONTROL	Leading Edge/Trailing Edge line dimmer
LED SPACING	0.65" on center
LENGTH	12-72", in 6" increment
TOTAL WIDTH	1.03"
TOTAL HEIGHT	0.82" (not including clip)
INPUT CURRENT	54mA @ 120V 24mA @ 277V
MOUNTING	Fixed, Hinge
AVAILABLE OPTICS	15x40°, 120°
FINISH OPTICS	White or Black High Temp. ABS Plastic
COLOR OPTIONS	2000K-3000K - (Contact Factory for other Options)
TOTAL LINEAR FT. PER POWER FEED	76ft. @ 120V, 156ft. @ 277V
RATING	IP50 Dry
COLOR RENDERING INDEX (CRI)	90 + CRI

ENVIRONMENTAL Operating temperature--40°F-140°F Ambient(-40°C-60°C)**
Storage temperature -40°F-140°F Ambient indoor fixtures operation limited to =<50% relative humidity

** Military spec available under special request-lead times may be impacted.

MOUNTING INFORMATION:

- For vertical installation please contact the factory for specific mounting instructions.
- For installations above 4' please contact the factory.



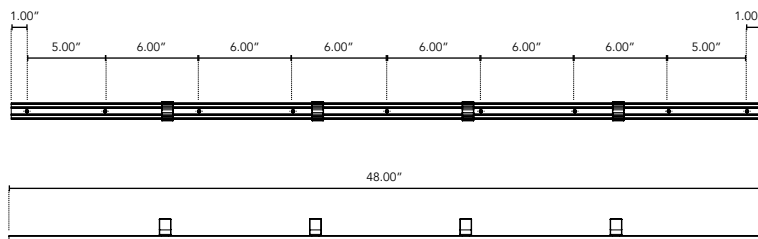
LUMINAIRE INFORMATION:

IES Files Pending
· Specific Files Available On Request

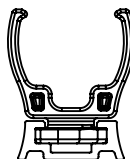
ACCESSORY:

Track Mount Clip System is only available with Fixed Mounting.

Plan View



Elevation View



KNIFE EDGE COVE:

KEC Profile

